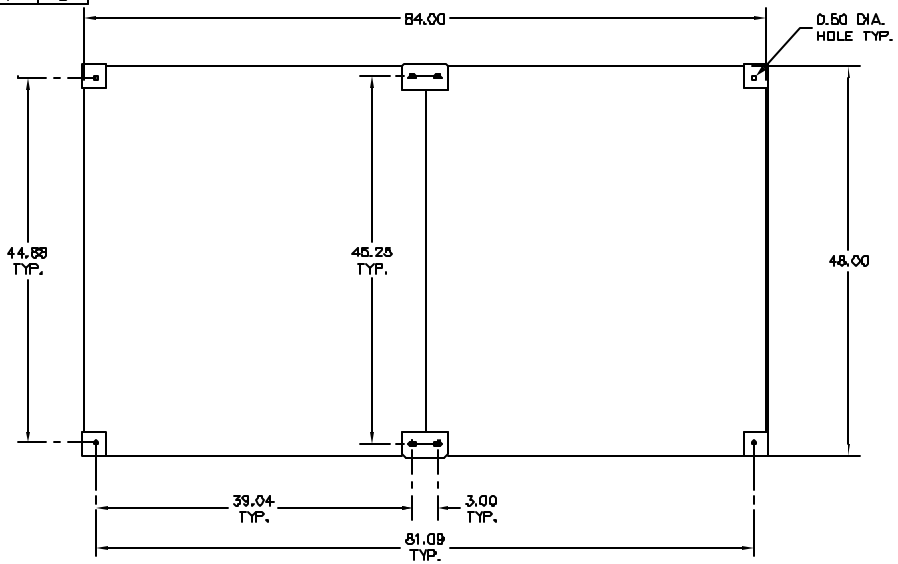
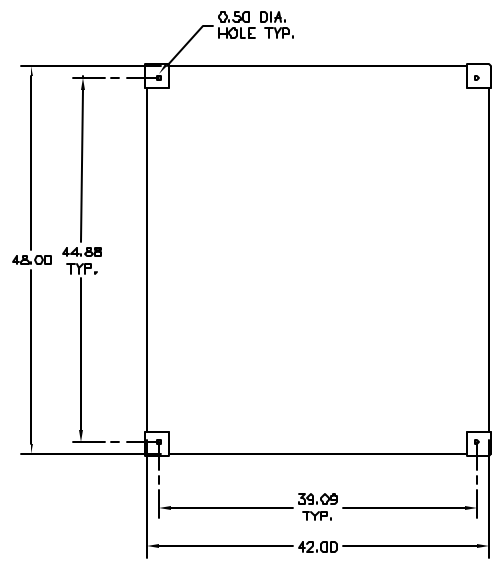


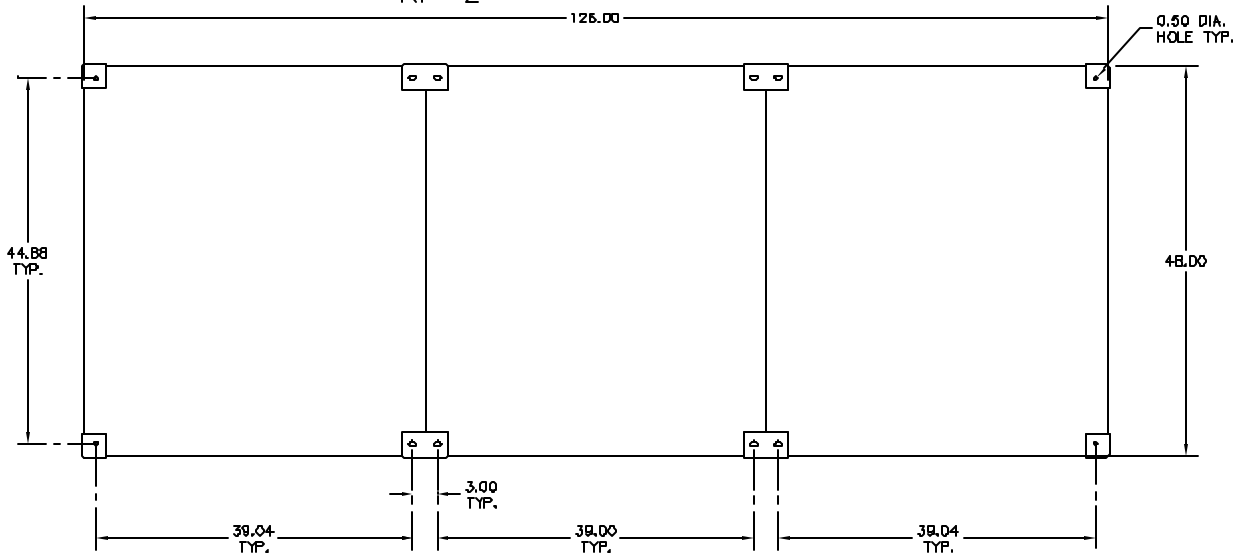
DWG. NO. L1571 REV. 3



RP-2



RP



RP-3

REVISIONS		
2	17-20-98	MC (EDR 9690)
CHG. TO NEW LEGS. CHG. DIM'S: 45.40 WAS 38.00; 39.30 WAS 33.50; 81.60 WAS 88.00; 39.00 WAS 35.00.		

3	8-25-98	MC (EDR 8132)
CHG. LEG HOLE PLACEMENT DIM'S CHG.		

TITLE FOOT PRINTS FOR BOLT TOGETHER UNITS				TOLERANCES UNLESS OTHERWISE NOTED 2 DEC. PLACES ± .01 3 DEC. PLACES ± .005 ANGLES 1/4°				 METAL FABRICATION 1000 W. 10th St. VICTORIA, B.C. V8W 2G4	
DRAWN BY ME	DATE 12-23-97	DESIGNED BY JJ	SCALE NTS	1/4" = 1"	SH. 1 OF 1	DWG. NO. L1571	REV. 3		